



**KHSAA TITLE IX
ANNUAL REPORT SUBMISSION
STATUS REPORT
2009-2010**

KHSAA
Form T65
Revised 4/09

TO: KHSAA Member School Superintendents, Principals, and Athletic Directors

FROM: Brigid L. DeVries, Commissioner
Darren Bilberry, Assistant Commissioner

DATE: 5/21/2010

School	Central High School	Reviewed by	Kathy Johnston
--------	---------------------	-------------	----------------

The following is a status report regarding the required 2009-2010 Title IX Annual Report submission of forms due into the KHSAA office by April 15, 2010. Appropriate KHSAA Audit Team personnel have reviewed these forms and the following is a summary of this review.

I. Checklist of Forms properly submitted in a satisfactory manner:

<input checked="" type="checkbox"/>	GE 19 (Annual Verification)	<input checked="" type="checkbox"/>	T-35 (Budget Expenses)
<input checked="" type="checkbox"/>	T-1 (Summary Program Chart 1)	<input checked="" type="checkbox"/>	T-36 (Budget Expenses)
<input checked="" type="checkbox"/>	T-2 (Summary Program Chart 2)	<input checked="" type="checkbox"/>	T-41 (Checklist – Overall Interscholastic Program)
<input checked="" type="checkbox"/>	T-3 (Summary Program Chart 3)	<input checked="" type="checkbox"/>	T-60 (Corrective Action Plan)
<input checked="" type="checkbox"/>	T-4 (Summary Program Chart 4)	<input checked="" type="checkbox"/>	T-63 (Interscholastic Survey Results)

II. Status

A.	<input checked="" type="checkbox"/>	2009-2010 Forms are satisfactory and no further information or action is necessary at this time.
B.		Errors have been noted with respect to the following forms:
C.		The following forms were omitted and must be submitted by school representatives:
D.	<input checked="" type="checkbox"/>	According to the 2009-2010 data, the school appears to be meeting the standards established in: <input type="checkbox"/> Test 1 (Athletic participation is proportionate to enrollment) <input checked="" type="checkbox"/> Test 2 (History and continuing practice of program expansion) <input checked="" type="checkbox"/> Test 3 (Full and effective accommodation of interests and abilities)
E.	<input checked="" type="checkbox"/>	Other Recommendation and Comments: According to the data submitted, the school is currently meeting the standards for Test 2 and Test 3 for the provision of athletic opportunities. There does appear to be an interest in girl's tennis as indicated on the most recent student interest survey. In order to continue to meet the standard for Test 3, this interest should be addressed for validity and made part of the Corrective Action Plan. In the area of benefits, total athletic spending appears to be within the acceptable parameters both on a percentage and per athlete basis. Thank you.

09-10

CENTRAL HIGH SCHOOL

1130 W CHESTNUT ST, LOUISVILLE KY 40203
Generated on 03/24/2010 08:58:59 AM Page 1 of 1

Student Enrollment Summary Report

Date: 03/24/2010

Total Races: 6 Total Schools: 1

Total Students: 1014 Total male/female: 375/639

Student Population by Ethnicity (male/female/total)

School	White	Black	Hispanic	Asian/Pacific Islander	American Indian/Alaska Native	Other	Total
CENTRAL HIGH SCHOOL	28/50/78	287/514/801	33/42/75	14/17/31	0/1/1	13/15/28	375/639/1014
Grade 09	10/13/23	94/154/248	13/23/36	4/8/12	0/1/1	3/5/8	124/204/328
Grade 10	6/14/20	73/128/201	5/9/14	3/4/7	0/0/0	2/5/7	89/160/249
Grade 11	8/11/19	54/114/168	8/7/15	2/4/6	0/0/0	7/4/11	79/140/219
Grade 12	4/12/16	65/118/183	7/3/10	5/1/6	0/0/0	1/1/2	82/135/217
Grade 14	0/0/0	1/0/1	0/0/0	0/0/0	0/0/0	0/0/0	1/0/1

Student Population Excluding White not of Hispanic Origin

School	Total	Percentage
CENTRAL HIGH SCHOOL	1014	100.00%



KENTUCKY HIGH SCHOOL ATHLETIC ASSOCIATION
2009-2010 ANNUAL VERIFICATION OF TITLE IX PROCEDURES
 (To be submitted by April 15, 2010 along with other required forms)

KHSAA Form GE19
Rev. 04/09

The Central High School, Louisville,
 Kentucky

(Name of High School) (City)

certifies to the Kentucky High School Athletic Association that the following is an accurate and true representation of the facts surrounding compliance with 20 U.S.C. Sections 1681-1688, et. Seq. (also known as Title IX). I certify the following provisions in accordance with records at the school contained in the permanent Title IX file, at least one copy of which must be maintained in the Principal's office, and to the best of my knowledge have completed the following tasks:

- I. Established a gender equity committee at the high school. (List committee personnel and provide attachment if necessary)

Name	Address	Phone	Title (Supt., Principal, Student, Parent, Coach, Etc.)
Ashley Butler	6818 Brook Bendway Louisville, KY. 40229	(502)821-5268	Coach Girls Basketball
Doug Bibby	7902 Stonemeadow Dr. Louisville, KY.	(502)599-9081	Coach
Sarah Fox	6206 Darrell Court Louisville, KY. 40258	(502)550-6631	Teacher
Che Founder	2103 Dumesnil Street Louisville, KY. 40207	(502)295-6474	Coach
Mark Mennen	208 Travois Road Louisville, KY. 40207	(502)741-0332	Coach
Missy Harral	4368 Lonsdale Ave. Louisville, KY. 40215	(502)639-7363	Parent
Brianna Averette	2705 Oregon Ave. Louisville, KY.	(502)778-8984	Player
Isiah Jones	3510 Algonquin Parkway Louisville, KY. 40211	(502)772-9778	Player

- II. Scheduled a minimum of three meetings during the 2009-2010 school year on the following dates:

January 20, 2010
February 17, 2010
March 17, 2010

- III. Designated the following person(s) as the Title IX coordinator for the school:

Name	Title	Address	Phone
Marlon Miller	Athletic Director	5411 Galaxie Drive	(502)448-5864

- IV. Designated the following person(s) as the Title IX coordinator for the district:

Name	Title	Address	Phone
Cheryl Walker	Director Compliance & Investigations	3001 Crittenden Drive Louisville, KY. 40209	(502)485-3499

School personnel are continuing to make periodic reviews of the boys' and girls' athletics program reflected in the Corrective Action Plan.

In addition to the above information, the above referenced school maintains a complete permanent file relative to Title IX records including copies of the self-assessment audit, all corrective action plans, and other related materials.

Date 3/16 2010
 Principal's Signature

Superintendent Signature

School Board Chairpersons' Signature

(Send original copy to KHSAA - Maintain duplicate in Title IX school folder)



**2009-2010
ACCOMMODATION OF INTERESTS AND ABILITIES
SUMMARY PROGRAM CHART (Form T-1)**

KHSAA Form T1
Rev. 11/09

Participation Opportunities: Test One - Proportionality


		(Column 1)	(Column 2)	(Column 3)	(Column 4)
	Program	Enrollment	Percentage of Total Enrollment	Number of Interscholastic Participants (double and triple count)	Percentage of Total Participation
Row 1	GIRLS	639	63%	130 138	33% 35.10
Row 2	BOYS	375	37%	260	67% 45.90
Row 3	Totals	1014	100%	390 398	100%

Instructions:

*Number of 8th grade students & below used in Column 3 and Column 4 calculations: N/A

- Determine the total number of girls enrolled, (place in Row 1, Column 1). Determine the total number of boys enrolled, (place in Row 2, Column 1).
- Add the total number of girls and boys enrolled to determine total enrollment, (place in Row 3, Column 1).
- Calculate the percentage of total enrollment that is female. (Divide Row 1, Column 1 by Row 3, Column 1 and place in Row 1, Column 2.) Calculate the percentage of total enrollment that is male. (Divide Row 2, Column 1 by Row 3, Column 1 and place in Row 2, Column 2.) Note: Row 1, Column 2 plus Row 2, Column 2 should total 100%.
- Ask coaches to confirm the names of those individuals who are on the team as of the first **date of regular season competition**, and cross out the names of those who were cut from the team or quit the team prior to the first regular season competitive event. Determine the total number of interscholastic athletics participants that are girls, (and place in Row 1, Column 3). In order to determine the total number of athletics participants, an individual should be counted each time he or she participates on a team. For example, if Jane Doe competes on the varsity volleyball team, the junior varsity volleyball team, the junior varsity basketball team, and the varsity softball team, she should be counted as four participants (**do not include club or intramural sports participants, cheerleaders, dance teams, or pom squads**). Calculate the same way for boys and girls. * In addition, should 8th grade students and below play on a Freshman, Junior Varsity, or Varsity team, they should also be counted for each team and sport on which they participate. If applicable, please asterisk in the above notation as to how many 8th grade students & below are included in the totals.
Using the same procedure, determine the total number of interscholastic athletic participants that are boys, (and place in Row 2, Column 3). Add Row 1, Column 3 plus Row 2, Column 3 to get total participants and place in Row 3, Column 3.
- Calculate the percentage of female participation. (Row 1, Column 3 divided by Row 3, Column 3 and place in Row 1, Column 4.) Calculate the percentage of male participation. (Row 2, Column 3 divided by Row 3, Column 3 and place in Row 2, Column 4.) Note: Row 1, Column 4 plus Row 2, Column 4 should total 100%.

Note: While being within three percent is not a formal compliance standard, if the percent listed in Row 1, Column 4 is within 3% of Row 1, Column 2, then it provides a good target within which compliance is likely.

Principal's Signature:  Date: 4/12/10



**2009-2010
ACCOMMODATION OF INTERESTS AND ABILITIES
SUMMARY PROGRAM CHART (FORM T-3)**

KHSAA Form T3
Rev. 11/09


Participation Opportunities Test Three Full Accommodation

FOR ANY QUESTION ANSWERED "YES" IDENTIFY THE RESPECTIVE SPORT(S).

	GIRLS (Yes / No)		BOYS (Yes / No)
1. Based on the responses from your most recent student survey, is there sufficient interest to form a viable interscholastic team for a sport not currently offered? If yes, what sport?	No		No
2. For a sport not currently offered at the varsity level, is there sufficient interest based on your most recent Student Interest Survey to form a viable team for an interscholastic freshman team or junior varsity team?	No		No
3. For a sport currently offered at the interscholastic Junior Varsity or freshmen level, is there sufficient interest, based on your most recent Student Interest Survey, to form a varsity team?	No		No
4. If you answered YES to question (1), (2), or (3), are there enough high schools in the geographic area offering the sport (at the appropriate level) to allow for the development of a reasonable schedule of competition?	No		No
5. If you answered YES to question (1), (2), (3), or (4), are there enough high schools in the geographic area offering the sport (at the appropriate level) to allow for the development of a reasonable schedule of competition?	No		No

Remember, test three – full accommodation means addressing the unmet interest of the underrepresented sex (most likely girls), not the overrepresented sex (most likely boys).

Plans to Address Interest:

Principal's Signature :  Date: 4/12/10



**2009-2010
ACTUAL EXPENDITURES - PROGRAM COMPARISON CHART 1 (FORM T-35)
TO INCLUDE BOOSTER CLUB FUNDING**

Sports	Equipment and Supplies		Travel		Awards		Coaches' salaries (to include supplemental and extended employment; dollar amount required)		Facilities improvements		Publications (if sport-specific)	
	Expenditures		Expenditures		Expenditures		Expenditures		Expenditures		Expenditures	
	School	Booster	School	Booster	School	Booster	School	Booster	School	Booster	School	Booster
G basketball	\$1200.00	N/A	\$1800.00	N/A	\$600.00	N/A	\$10,092	0	N/A	0	N/A	N/A
B basketball	\$1300.00	N/A	\$1500.00	N/A	\$1200.00	N/A	\$15,832	4/3	N/A	0	N/A	N/A
G softball	\$4000.00	N/A	\$800.00	N/A	\$400.00	N/A	\$2622.00	1/1	N/A	0	N/A	N/A
B baseball	\$2200.00	N/A	\$1000.00	N/A	\$400.00	N/A	\$3179.00	1/1	N/A	0	N/A	N/A
G cross country	\$300.00	N/A	\$500.00	N/A	\$200.00	N/A	\$3280.00	1/1	N/A	0	N/A	N/A
B cross country	\$300.00	N/A	\$500.00	N/A	\$200.00	N/A	\$2338.00	1/1	N/A	0	N/A	N/A
G golf	N/A	N/A	N/A	N/A	N/A	N/A	N/A	N/A	N/A	N/A	N/A	N/A
B golf	N/A	N/A	N/A	N/A	N/A	N/A	N/A	N/A	N/A	N/A	N/A	N/A
G soccer	\$600.00	N/A	\$600.00	N/A	\$200.00	N/A	\$3443.50	2/1	N/A	0	N/A	N/A
B soccer	\$600.00	N/A	\$600.00	N/A	\$200.00	N/A	\$3443.50	1/1	N/A	0	N/A	N/A
G swimming	\$200.00	N/A	\$200.00	N/A	\$100.00	N/A	\$1968.00	1/1	N/A	0	N/A	N/A
B swimming	\$200.00	N/A	\$200.00	N/A	\$100.00	N/A	\$1968.00	1/1	N/A	0	N/A	N/A

1. Total expenditures on T-35 and T-36 on the 2009-2010 year report due by April 15, 2010 of each school year, should reflect the total monies spent (rounded off to nearest dollar) for the entire school year of 2008-2009 ending June 30, 2009.

2. Booster Club Funding/Contributions must be included in the above expenditures total. (Note: It is illegal for coaches to be paid by Booster Clubs - Reference KHSAA Bylaw 27)

Principal's Signature: Edward W. P. Date: 4/12/10



**2009-2010
ACTUAL EXPENDITURES - PROGRAM COMPARISON CHART 2 - (Form T36)
TO INCLUDE BOOSTER CLUB FUNDING**

Sports	Equipment and supplies		Travel		Awards		Coaches' salaries (to include supplemental and extended employment; dollar amount required)	# Coaches for all levels / # Teams for all levels	Facilities improvements		Publications (if sport-specific)	
	School	Booster	School	Booster	School	Booster			School	Booster	School	Booster
G track	\$1200	0	\$1100	0	\$300.00	0	\$5147.0	2/1	0	0	0	0
B track	\$1200	0	\$1100	0	\$300.00	0	\$5904	2/1	0	0	0	0
G tennis	N/A	N/A	N/A	N/A	N/A	N/A	N/A	N/A	N/A	N/A	N/A	N/A
B tennis	N/A	N/A	N/A	N/A	N/A	N/A	N/A	N/A	N/A	N/A	N/A	N/A
G volleyball	\$600.00	0	\$700.00	0	\$300.00	0	\$5173	2/2	0	0	0	0
B wrestling	\$2000	0	\$2600	0	\$300.00	0	\$5551	2/2	0	0	0	0
G (list sport)	N/A	N/A	N/A	N/A	N/A	N/A	N/A	N/A	N/A	N/A	N/A	N/A
B football	\$13000	0	\$4800	0	\$1200	0	\$21,245	6/3	0	0	0	0
G (list sport)	N/A	N/A	N/A	N/A	N/A	N/A	N/A	N/A	N/A	N/A	N/A	N/A
B (list sport)	N/A	N/A	N/A	N/A	N/A	N/A	N/A	N/A	N/A	N/A	N/A	N/A

- Total expenditures on T-35 and T-36 on the 2009-2010 year report due by April 15, 2010, should reflect the total monies spent (rounded off to nearest dollar) for the entire school year of 2008-2009 ending June 30, 2009.
- Booster Club Funding/Contributions must be included in the above expenditures totals. Indicate percentage of total expenditures for each gender. (If disparities are obvious, list on your Corrective Action Plan (T-60) what action you will take to correct the problem.

Gender	Expenditures	Percentage
Boys	\$96,465.50	70%
Girls	\$42,185.50	30%
Total:	\$138,651.00	100%

Principal's Signature: [Signature] Date: 1/27/10



2009-2010 KHSAA TITLE IX ATHLETICS AUDIT (Form T-41)
Checklist - Overall Interscholastic Athletics Program

KHSAA Form T41
Rev. 11/09

DIRECTIONS:

For the Areas of Compliance (Opportunities and Benefits) listed on the left hand side of the page, place a checkmark under the appropriate column identifying whether your school provided an advantage to the Girls' Program, or to the Boys' Program or to Neither Program. A review of T-35 and T-36 spending patterns might be helpful in completing this form.

Areas of Compliance:	ADVANTAGE TO:		
	GIRLS' PROGRAM	BOYS' PROGRAM	NEITHER PROGRAM
OPPORTUNITIES			
Accommodation of Interest and Abilities			X
BENEFITS			
Equipment and Supplies		X	
Scheduling of Games and Practice Time			X
Travel and Per Diem Allowances		X	
Coaching		X	
Locker Rooms, Practice and Competitive Facilities			X
Medical and Training Facilities and Services			X
Publicity			X
Support Services			X
Housing and Dining			X
Tutoring			X
Athletic Scholarships			X

If an advantage/inequity is indicated, corrective action should be shown on the Corrective Action Plan, Form T-60.

Principal's Signature: *Daniel W. [Signature]* Date: 9/12/10

SCHOOL NAME Central High



**2009-2010 TITLE IX
CORRECTIVE ACTION PLAN
(FORM T-60)**

DIRECTIONS:

1. For Column 1, indicate the intended area (Opportunities or Benefits) which needs corrective action in order to achieve gender equity. For Column 2, write the suggested change or activities that will correct the area in need of alteration. For Column 3, include the estimated completion date for the changes or activities.
2. It is possible to attain compliance with Title IX and no longer need "corrective" action. However, the KHSAA strongly encourages compliant schools to identify items for improvement (Column 1), activities to accomplish the improvement (Column 2) and a timetable for completion (Column 3) that will strengthen the athletic program.
3. You may copy this form as needed. Please attach corrective action plans along with audit forms and submit by April 15, 2010.

COLUMN 1 SPECIFIC ITEM FOR CORRECTION/IMPROVEMENT	COLUMN 2 PLAN FOR SUGGESTED CHANGE	COLUMN 3 START DATE AND COMPLETION DATE OF CORRECTIVE ACTION
Girls Soccer	New away soccer uniforms	Summer of 2010
Girls Basketball Locker Room	Install 20 new wooden lockers	Summer of 2010. It has been slated to be completed the last two years but the finances were not available should be completed this summer
Softball Field	Sprinkler system	Summer of 2010

Principal's Signature: *David S. Ke...* Date: 4/12/10



2009-2010
**ACCOMMODATION OF INTERESTS AND ABILITIES
 SUMMARY PROGRAM CHART (FORM T-4)**

KHSAA Form T-4
 Rev. 11/09

Levels of Competition Test One

		Column 1	Column 2	Column 3
Girls	Team Levels	Number of Teams Currently Offered	Number of Participants	Percentage of Participants at Each Level
Row 1	varsity:	7	110	80%
Row 2	j.v.:	2	20	14%
Row 3	frosh:	1	8	4%
Row 4	total:	10	138	100%
Boys				
Row 5	varsity:	8	163	63%
Row 6	j.v.:	2	45	17%
Row 7	frosh:	2	52	2%
Row 8	total:	12	260	100%

- 1) Column 1, list the number of interscholastic teams offered for girls and boys at each competitive level; varsity, junior varsity, and freshman. (Refer to Form T-2, Accommodation of Interests and Abilities, Summary Program Chart 2, Column 1.)
- 2) For Column 2, list the number of participants at each level. For girls, total the entries in Rows 1, 2, and 3 into Row 4. For boys, total the entries in Rows 5, 6, and 7 into Row 8. (Refer to Form T-2, Accommodation of Interests and Abilities, Summary Program Chart 2, Column 2.)
- 3) For Column 3, calculate the percentage of female and male participants at each level.
 For girls' varsity, junior varsity, and frosh, respectively:
 - Divide Column 2, Row 1 by Column 2, Row 4, and place the percentage in Column 3, Row 1
 - Divide Column 2, Row 2 by Column 2, Row 4, and place the percentage in Column 3, Row 2.
 - Divide Column 2, Row 3 by Column 2, Row 4, and place the percentage in Column 3, Row 3.
 For boys' varsity, junior varsity, and frosh, respectively:
 - Divide Column 2, Row 5 by Column 2, Row 8, and place the percentage in Column 3, Row 5.
 - Divide Column 2, Row 6 by Column 2, Row 8, and place the percentage in Column 3, Row 6.
 - Divide Column 2, Row 7 by Column 2, Row 8, and place the percentage in Column 3, Row 7.

Principal's Signature: Date: 4/12/10



**INTERSCHOLASTIC ATHLETICS
SURVEY (FORM T-63)
Summary of Student Responses**

KHSAA Form T63
Rev. 04/09

2009-10

School Year: _____

Central High School

School Name: _____

Enrollment
(9-12 Grade): 1029 (SHOULD AGREE WITH FORM T-1, COLUMN 1, ROW 3)

Number of 9-11 Grade Students Surveyed: 650

Number of 8th Grade Students Surveyed: 0

1-5-2010

Date: _____

Marlon Miller (Athletic Director)

Completed By: _____

Instructions:

1. Summarize the Student Athletics Interest Surveys Form T-61 by listing the total number of responses on the line next to each sport.
2. Under the Other Category please provide a listing of the sports as well as the number of students who are interested in participating.
3. Please sign and date this Summary Form (T-63) and mail this Summary Form only to the KHSAA by April 15. Do not mail the student surveys (Form T-61). However, these Forms should be maintained in your files in the event they are requested subsequently.

750 Number of Surveys *87%*

650 Total Returned (*A minimum of 80% return is expected*)

9-11 Grades Surveyed (*Should be grades 9-11 and 8th grade if school has a feeder system*)

Who Administered The Survey? Marlon Miller (Athletic Director)

How Was The Survey Administered? Magnet Classes

Give details on how it was administered and to which school group, Example: English classes, or all home rooms, etc. or advisee/advisor?)

KHSAA Sanctioned Fall Sports (*List Total Number of Participation Responses*)

25 Cross Country (Girls)

15 Cross Country (Boys)

122 Football (Boys)

5 Golf (Girls)

8 Golf (Boys)

26 Soccer (Girls)

29 Soccer (Boys)

70 Volleyball (Girls)

Winter Sport (List Total Number of Participation Responses)

<u>63</u>	Basketball (Girls)
<u>85</u>	Basketball (Boys)
<u>43</u>	Indoor Track (Girls)
<u>57</u>	Indoor Track (Boys)
<u>26</u>	Swimming & Diving (Girls)
<u>14</u>	Swimming & Diving (Boys)
<u>32</u>	Wrestling (Boys)

Spring Sport (List Total Number of Participation Responses)

<u>47</u>	Baseball (Boys)
<u>44</u>	Fast Pitch Softball (Girls)
<u>24</u>	Tennis (Girls)
<u>10</u>	Tennis (Boys)
<u>72</u>	Track (Girls)
<u>85</u>	Track (Boys)

Non-KHSAA Championship Sports (From Student Survey T-61 Question 10)

<u>35</u>	Archery
<u>21</u>	Field Hockey
<u>80</u>	Bowling
<u>8</u>	Gymnastics (Boys)
<u>85</u>	Gymnastics (Girls)
<u>25</u>	Ice Hockey
<u>15</u>	Lacrosse (Boys)
<u>12</u>	Lacrosse (Girls)
<u>16</u>	Rifle
<u>5</u>	Rodeo
<u>21</u>	Slow Pitch Softball
<u>4</u>	Volleyball (Boys)
<u>3</u>	Water Polo
<u>75</u>	Weightlifting

Number of Students who participate in Intramural Sports

(From Student Survey T-61 Question 5)

Sport	Number
Flag Football	85
Step Team	32

List Intramural Sports students are interested in adding:
 (From Student Survey T-61 Question 6)

<u>Sport</u>	<u>Number</u>
Tennis	10
Lacrosse	12
Field Hockey	15
Badminton	25
Kickball	55

Participation in Non-School Sports Activities
 (From Student Survey T-61 Question 7)

<u>Sport</u>	<u>Number</u>
Karate	10
AAU Basketball	60
Dance Team	45

Reasons for not participating in interscholastic athletics
 (From Survey Question 8)

- 21 I prefer other activities such as band, chorus, etc.
- 75 I don't have time
- 42 The practice schedules and game times are inconvenient
- 24 The sport I like isn't offered
- 15 It's too expensive
- 26 I prefer to participate in club or intramural sports
- 68 Working
- 52 Other: _____

Student Suggestions to encourage participation

- Place more signs in the building advertising athletics.
- Promote athletic participation is a good way to stay in shape.
- More rewards.
- Have coaches recruit more within the building.
- A way to meet new friends

 Principal's Signature 9/12/11
 Date



**INTERSCHOLASTIC ATHLETICS
SURVEY (FORM T-63)
Summary of Student Responses**

KHSAA Form T63
Rev. 04/09

2009-10

School Year: _____

School Name: Central High School

Enrollment
(9-12 Grade): 1029 (SHOULD AGREE WITH FORM T-1, COLUMN 1, ROW 3)

Number of 9-11 Grade Students Surveyed: 650

Number of 8th Grade Students Surveyed: 0

Date: 1-5-2010

Completed By: Marlon Miller (Athletic Director)

Instructions:

1. Summarize the Student Athletics Interest Surveys Form T-61 by listing the total number of responses on the line next to each sport.
2. Under the Other Category please provide a listing of the sports as well as the number of students who are interested in participating.
3. Please sign and date this Summary Form (T-63) and mail this Summary Form only to the KHSAA by April 15. Do not mail the student surveys (Form T-61). However, these Forms should be maintained in your files in the event they are requested subsequently.

750 Number of Surveys
650 Total Returned (*A minimum of 80% return is expected*)
9-11 Grades Surveyed (*Should be grades 9-11 and 8th grade if school has a feeder system*)

Who Administered The Survey? Marlon Miller (Athletic Director)
 How Was The Survey Administered? Magnet Classes
 Give details on how it was administered and to which school group, Example: English classes, or all home rooms, etc. or advisee/advisor?)

KHSAA Sanctioned Fall Sports (*List Total Number of Participation Responses*)

25 Cross Country (Girls)
15 Cross Country (Boys)
122 Football (Boys)
5 Golf (Girls)
8 Golf (Boys)
26 Soccer (Girls)
29 Soccer (Boys)
70 Volleyball (Girls)

Winter Sport (List Total Number of Participation Responses)

<u>63</u>	Basketball (Girls)
<u>85</u>	Basketball (Boys)
<u>43</u>	Indoor Track (Girls)
<u>57</u>	Indoor Track (Boys)
<u>26</u>	Swimming & Diving (Girls)
<u>14</u>	Swimming & Diving (Boys)
<u>32</u>	Wrestling (Boys)

Spring Sport (List Total Number of Participation Responses)

<u>47</u>	Baseball (Boys)
<u>44</u>	Fast Pitch Softball (Girls)
<u>24</u>	Tennis (Girls)
<u>10</u>	Tennis (Boys)
<u>72</u>	Track (Girls)
<u>85</u>	Track (Boys)

Non-KHSAA Championship Sports (From Student Survey T-61 Question 10)

<u>35</u>	Archery
<u>21</u>	Field Hockey
<u>80</u>	Bowling
<u>8</u>	Gymnastics (Boys)
<u>85</u>	Gymnastics (Girls)
<u>25</u>	Ice Hockey
<u>15</u>	Lacrosse (Boys)
<u>12</u>	Lacrosse (Girls)
<u>16</u>	Rifle
<u>5</u>	Rodeo
<u>21</u>	Slow Pitch Softball
<u>4</u>	Volleyball (Boys)
<u>3</u>	Water Polo
<u>75</u>	Weightlifting

Number of Students who participate in Intramural Sports

(From Student Survey T-61 Question 5)

Sport	Number
Flag Football	85
Step Team	32

List Intramural Sports students are interested in adding:
 (From Student Survey T-61 Question 6)

<u>Sport</u>	<u>Number</u>
Tennis	10
Lacrosse	12
Field Hockey	15
Badminton	25
Kickball	55

Participation in Non-School Sports Activities
 (From Student Survey T-61 Question 7)


<u>Sport</u>	<u>Number</u>
Karate	10
AAU Basketball	60
Dance Team	45

Reasons for not participating in interscholastic athletics
 (From Survey Question 8)

- 21 I prefer other activities such as band, chorus, etc.
- 78 I don't have time
- 41 The practice schedules and game times are inconvenient
- 24 The sport I like isn't offered
- 15 It's too expensive
- 26 I prefer to participate in club or intramural sports
- 68 Working
- 52 Other: _____

Student Suggestions to encourage participation

- Place more signs in the building advertising athletics.
- Promote athletic participation is a good way to stay in shape.
- More rewards.
- Have coaches recruit more within the building.
- A way to meet new friends


 Principal's Signature

1/7/09
 Date